




International Supplement  
to the Apple //c Interactive Owner's Guide.

**Apple //c**



---

**Notice**

This supplement has been designed to be used in conjunction with the Apple //c Interactive Owner's Guide. The Notice and Disclaimer which appear on the inside cover of the Interactive Owner's Guide also apply to this supplement.

This supplement is copyrighted. All rights are reserved. This document may not, in whole or part, be copied, photocopied, reproduced, translated or reduced to any electronic medium or machine readable form without prior consent, in writing, from Apple Computer, Inc.

©1984 by Apple Computer, Inc.  
20525 Mariani Avenue  
Cupertino, California 95014  
(408) 996-1010

The word Apple and the Apple logo are registered trademarks of Apple Computer, Inc.

---

**Useful Names  
and Addresses****User Groups:**

Ask your Apple supplier for details of local Apple groups—in Great Britain contact:

BASUG,  
(British Apple Systems User Group),  
PO Box 174,  
Watford,  
Hertfordshire.

**Computer Magazines:**

There are numerous Personal computer magazines available throughout Europe; the following independent British magazines are devoted entirely to Apple personal computers.

'Apple User'  
Database Publications Ltd  
68 Chester Road  
Hazel Grove  
Stockport SK7 5NY  
ENGLAND

A monthly magazine with news and reviews of Apple hardware and software. This magazine was formerly called 'Windfall'.

Orchard Computing  
513 London Road  
Thornton Heath  
Surrey CR4 6AR  
ENGLAND

A quarterly magazine covering all aspects of the Apple // world.

---

## **Introduction**

This supplement was designed to be read in conjunction with the Apple //c Interactive Owner's Guide. The supplement describes the major differences between the International Apple //c and the North American Apple //c.

It contains two sections:

- Differences between the North American & International Apple //c.
- General information.

---

## **Differences Between the North American and International Apple //c**

The Interactive Owner's Guide describes the North American Apple //c. This supplement describes the differences between the International and North American models.

The International keyboard has the following differences:

- Three keys have different shapes—the left SHIFT key, the RETURN key, and the CAPS LOCK key.
- Two keys have changed positions. The key next to the CAPS LOCK on the North American keyboard is next to the narrow part of the RETURN key on the English keyboard. The key at the right end of the second row on the American keyboard is adjacent to the left hand SHIFT key on the International keyboard.

These differences affect the keyboard drawings and text descriptions that are found in the Apple //c Interactive Owner's Guide.

Figure 1. The International Apple IIc Keyboard Layout





Figure 2. The North American Apple IIc Keyboard Layout



The International keyboard (Figure 1) is almost identical to the North American keyboard (Figure 2). Apart from the variations previously mentioned, the only difference is when simultaneously pressing the keys marked SHIFT and 3. This operation displays the British pound sterling symbol “{pound sterling symbol}” when the keyboard switch is in the up position. When this switch is in the down position the American number symbol “#” is displayed. The North American keyboard layout should be selected for convenience in certain programs such as the “Financial Tools” program in the “Apple at Play” disk supplied with the Apple IIc computer.

Both symbols ({pound sterling symbol} and #) have the same code inside the computer. Moving the keyboard switch merely changes the character that is displayed on the screen. The printed form of this code depends on the printer that you use. A printer purchased in Great Britain should print a “{pound sterling symbol}” symbol, while printers purchased in other European countries will probably print the “#” symbol. Refer to your printer manual for further information.

If a manual directs you to type the “#” symbol, you can press the keys marked SHIFT and 3, no matter what position the keyboard switch is in.

## General Information

### **Using a Television Set Instead of a Monitor.**

The Apple *IIc* can be used to display information either on a monitor or a television set. To connect the Apple *IIc* to a monitor you should follow the instructions in the Apple *IIc* Installation Guide. If you wish to connect the Apple *IIc* to a television set please follow these instructions:

1. Make sure the power to the Apple *IIc* and the television set is switched off.
2. Plug the modulator into the extended video port on the Apple *IIc* marked: (icon for tv set—see Installation Guide for symbol).
3. Remove the antenna cable from the TV set.
4. Locate the modulator cable which has a TV antenna plug at one end and a phono plug at the other end. Insert the antenna plug into the socket of the TV set.
5. Plug the other end of the modulator cable into the socket marked (icon for TV set) on the modulator.
6. Set the 80/40 column switch on the computer to 40. (The switch is set to 40 when it's in the down position.)
7. Insert a disk, such as the 'Apple Presents . . . Apple *IIc*' disk in the computer's disk drive, and switch on the power to the computer.
8. Switch on the TV set and tune it to channel 36. Contact a TV supplier if you are unsure how to tune your television.

---

### **Warning**

All electrical connections to your computer and peripheral equipment **must be grounded!** If you don't have a polarized, grounded electrical outlet, have a licensed electrician install one (and a grounding conductor, if necessary) where you will use the computer. Do not defeat the purpose of the grounded plug.

---

Helpful hints: For a crisp computer image, adjust the fine tuning of your TV set just as you would if you were watching a TV programme.

### **Modems.**

A modem, short for modulator/demodulator, links your Apple //c, by telephone lines, to other computers or information services. If you wish to connect your Apple //c to other computers for such uses as electronic banking, home shopping, or stock market quotations you will require two additional items; a modem and a communications program, such as Apple Access //c.

Different modems send and receive information at different speeds. The speed is measured in bits per second (bps), sometimes referred to as the baud rate. The most common baud rate is 300 which is roughly equivalent to 30 characters per information via a modem is 19,200 baud. The British Telecom/Prestel system uses 1,200 baud to transmit and 75 baud to receive information. Check with your dealer when purchasing a modem to ensure that the baud rate is compatible with the computers that you wish to communicate with.

### **Warranty**

All Apple products bearing the Apple logo carry a one year warranty from date of purchase.

---

### **Physical and Electrical Characteristics.**

Keyboard	ISO-English
Video	PAL
Voltage	220-240 Volts
Frequency	50 Hz

### **Service**

Apple equipment requiring service should be returned to any Apple supplier who is an authorised Apple Service Centre. To obtain a list of authorised Apple Service Centres please contact Apple Computer or one of its Authorised Distributors.

## ASCII codes for the Apple IIc

Information for Apple IIc programmers: The following table shows the ASCII codes and their hexadecimal equivalents.

ASCII	DEC	HEX	ASCII	DEC	HEX	ASCII	DEC	HEX	ASCII	DEC	HEX
NUL	00	00	SP	32	20	*②	64	40	*⑦	96	60
SOH	01	01	!	33	21	A	65	41	a	97	61
STX	02	02	"	34	22	B	66	42	b	98	62
ETX	03	03	*①	35	23	C	67	43	c	99	63
EOT	04	04	*①	36	24	D	68	44	d	100	64
ENQ	05	05	%	37	25	E	69	45	e	101	65
ACK	06	06	&	38	26	F	70	46	f	102	66
BEL	07	07	'	39	27	G	71	47	g	103	67
BS	08	08	(	40	28	H	72	48	h	104	68
HT	09	09	)	41	29	I	73	49	i	105	69
LF	10	0A	*	42	2A	J	74	4A	j	106	6A
VT	11	0B	+	43	2B	K	75	4B	k	107	6B
FF	12	0C	,	44	2C	L	76	4C	l	108	6C
CR	13	0D	-	45	2D	M	77	4D	m	109	6D
SO	14	0E	.	46	2E	N	78	4E	n	110	6E
SI	15	0F	/	47	2F	O	79	4F	o	111	6F
DLE	16	10	0	48	30	P	80	50	p	112	70
DC1	17	11	1	49	31	Q	81	51	q	113	71
DC2	18	12	2	50	32	R	82	52	r	114	72
DC3	19	13	3	51	33	S	83	53	s	115	73
DC4	20	14	4	52	34	T	84	54	t	116	74
NAK	21	15	5	53	35	U	85	55	u	117	75
SYN	22	16	6	54	36	V	86	56	v	118	76
ETB	23	17	7	55	37	W	87	57	w	119	77
CAN	24	18	8	56	38	X	88	58	x	120	78
EM	25	19	9	57	39	Y	89	59	y	121	79
SUB	26	1A	:	58	3A	Z	90	5A	z	122	7A
ESC	27	1B	;	59	3B	*③	91	5B	*⑧	123	7B
FS	28	1C	<	60	3C	*④	92	5C	*⑨	124	7C
GS	29	1D	=	61	3D	*⑤	93	5D	*⑩	125	7D
RS	30	1E	>	62	3E	*⑥	94	5E	*⑪	126	7E
US	31	1F	?	63	3F	—	95	5F	DEL	127	7F

	①	②	③	④	⑤	⑥	⑦	⑧	⑨	⑩	⑪	
Hexadecimal	23	24	40	5B	5C	5D	5E	60	7B	7C	7D	7E
English (USA)	#	\$	(a	[	\	]	^	_	{		}	~
English (UK)	£	\$	(a	[	\	]	^	_	{		}	~

# Tell Apple

## Tell Apple about Apple IIc. In return, we'll send you:

■ Updates and news on new software and peripherals.

■ A complimentary copy of an Apple user magazine to put you in touch with the latest developments, ideas, and applications for your Apple IIc.

This offer applies only in Great Britain.

### About the Apple IIc

Your Name: \_\_\_\_\_

Company: \_\_\_\_\_

Your Title: \_\_\_\_\_

Address: \_\_\_\_\_

\_\_\_\_\_

Post Code: \_\_\_\_\_

Apple uses comments and suggestions from Apple owners like you to improve existing products and develop new and better products. Now that you've used your Apple IIc, we want to know your thoughts and suggestions about your experience. Please use this form to tell Apple what you think.

**Your Dealer Can Help:** Apple can't respond to your individual questions. If you have a question, would like help, or need service, please contact your Apple dealer.

### Part 1: Tell Apple About You

1. How much prior experience have you had using computers?

None  Little  Moderate  Extensive

2. Where do you use your Apple IIc?

Home  Work  Home and Work

3. Did you own an Apple II or Apple IIe before buying an Apple IIc?

Yes  No

4. How many people in your family use your Apple IIc?

Adults  Children

### Part II: Tell Apple About Your System

1. Which devices are attached to your system?

Disk Drive  Mouse  Printer  Plotter

Joystick  Hand Controller

Other(s) \_\_\_\_\_  
(please specify)

2. Which type of display device are you using? (Please check two boxes.)

Video Monitor  Television

Black & White  Monochrome  Color

3. Do you plan to write computer programs?  No

Yes. If yes, which computer language(s) will you use?

\_\_\_\_\_

4. What application programs do you use or plan to use with your Apple IIc?

Word Processing  Data Management

Spreadsheet  Education  Games

Communication  Graphics  Other: \_\_\_\_\_

5. Please list products (program, operating system, or language) in use. Please include version number.

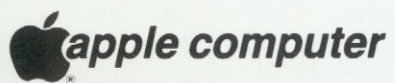

Exact Name of Software	Version Number (if applicable)	Product Number
_____	_____	_____
_____	_____	_____
_____	_____	_____

6. Please send us any suggestions or comments, and tell us about any problems you've met with your Apple IIc or Interactive Owner's Guide. Feel free to add additional pages.

\_\_\_\_\_  
\_\_\_\_\_  
\_\_\_\_\_  
\_\_\_\_\_  
\_\_\_\_\_



FOLD HERE



Apple Computer (UK) Limited  
Eastman Way, Hemel Hemsted  
Hetz HP2 7HQ

[www.cvxmelody.net](http://www.cvxmelody.net)



Apple Computer (UK) Limited  
Eastman Way, Hemel Hemsted  
Hetz HP2 7HQ

Z030—1055